

Investec

Global Franchise Feeder Fund

'H' class units, ZAR

As at end March 2019

Fund Features

- An equity-only fund invested wholly in the foreign-domiciled Investec Global Franchise Fund
- The Investec Global Franchise Fund aims to achieve long-term capital growth and is a concentrated portfolio of 25-40 stocks-these are internal parameters and subject to change without prior notification
- Stock selection is oriented towards a quality approach, seeking to deliver consistent performance though the business cycle

Objectives and investment policy summary

- The underlying fund is unrestricted in its choice of companies either by size or industry or in terms of geographical makeup of the portfolio
- The underlying fund focuses investment on companies deemed to be of high quality, typically those associated with global brands or franchises

*These are internal parameters and subject to change without prior notification

Annualised performance (%)

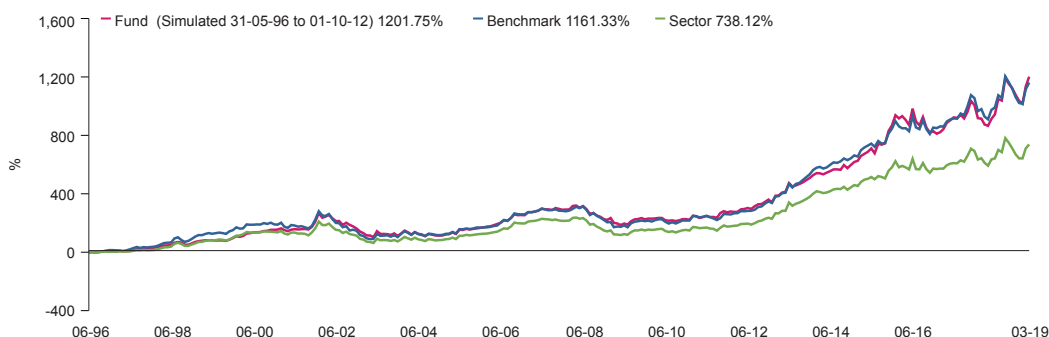
	FUND	BENCHMARK	SECTOR
1 Year	34.9	24.9	21.1
3 Years	9.0	9.9	7.2
5 Years	15.5	13.4	10.7
10 Years	15.9	16.6	14.3
20 Years	n/a	n/a	n/a
Since inception†	11.9	11.8	9.8

†Since Inception simulation date 31.05.96

Fund statistics (%)

SINCE INCEPTION†		DATE*
Highest annualised return	45.7	31.03.02
Lowest annualised return	-39.8	31.03.03
*12 month rolling performance figures		
Annualised volatility (%)	19.5	
Maximum drawdown (%)	-44.8	

Cumulative Performance



Source: © Morningstar, dates to 31.03.19, performance figures are calculated NAV-NAV, net of fees, in ZAR. The performance quoted for periods before the launch of H Class is based on older classes' performance, is adjusted for any fee differences and is for illustrative purposes only. Fund performance is not available pre 31.05.96.

Income distributions (cents per class unit)

Payment Date	Total
02 April 2019	0.00
02 October 2018	0.00

Asset allocation (%)

Local Assets	0.9
Cash / Money Market	0.9
Foreign Assets	99.1
Equities	91.1
Cash / Money Market	8.0

Risk profile

Lower risk Potentially lower rewards

Higher risk Potentially higher rewards



Key facts

Portfolio manager: Clyde Rossouw
Fund size: ZAR 8.6bn
Fund inception date: 21.05.96
H Inc ZAR class unit inception date: 01.10.12
Domicile: South Africa
Sector: ASISA Global Equity General
Benchmark: MSCI AC World NR (MSCI World NR pre 01/10/2011)
'H' class unit dealing currency: ZAR

'H' class unit charges

Initial fund fee: 0.00%
Annual management fee: 1.10%
Total expense ratio (TER): 1.35%
Transaction cost (TC): 0%
Total investment charge (TIC): 1.35%

Fees rates are shown excluding VAT. TER, TC and TIC are shown including VAT.

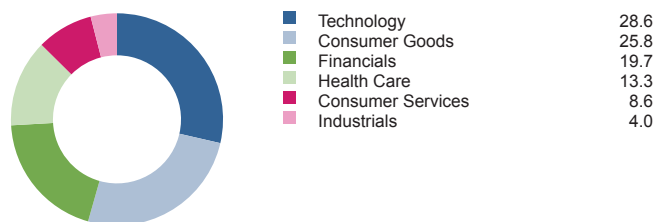
Other information

Valuation: 16:00 (17:00 month-end) SA Time
Transaction cut-off: 16:00 SA Time (forward pricing)
Minimum investment: LISPs or R10,000,000
ISIN: ZAE000171526

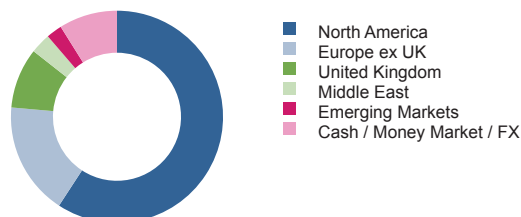
MSCI data source: MSCI makes no express or implied warranties or representations and shall have no liability whatsoever with respect to any MSCI data contained herein. The MSCI data may not be further redistributed or used as a basis for other indices or any securities or financial products. This report is not approved, endorsed, reviewed or produced by MSCI. None of the MSCI data is intended to constitute investment advice or a recommendation to make (or refrain from making) any kind of investment decision and may not be relied on as such.

Investec Global Franchise Feeder Fund

Sector allocation excl. cash (%)



Geographic breakdown (%)



Top Equity holdings (%)

Visa Inc	8.1
Microsoft Corp	6.6
Verisign Inc	5.8
Moody's Corp	5.1
Nestle SA	4.5
Johnson & Johnson	4.5
Booking Holdings Inc	4.4
Philip Morris International	4.1
Roche Holding AG	4.0
Intuit Inc	3.9
Total	51.0

FTSE sector data source: FTSE International Limited ("FTSE") © FTSE 2018. Please note a disclaimer applies to FTSE sector data and can be found at: http://www.ftse.com/products/downloads/FTSE_Wholly_Owned_Non-Partner.pdf

Specific Fund Risks

Currency exchange: Changes in the relative values of different currencies may adversely affect the value of investments and any related income.

Derivatives: The use of derivatives is not intended to increase the overall level of risk. However, the use of derivatives may still lead to large changes in value and includes the potential for large financial loss. A counterparty to a derivative transaction may fail to meet its obligations which may also lead to a financial loss.

Geographic / Sector: Investments may be primarily concentrated in specific countries, geographical regions and/or industry sectors. This may mean that the resulting value may decrease whilst portfolios more broadly invested might grow.

Glossary Summary

Annualised performance: Annualised performance is the average return per year over the period.

Duration: This is a measure of risk for funds which invest in bonds as it predicts the sensitivity of the value of a fund's portfolio given changes in interest rates. The higher the value the greater the volatility of the fund's performance resulting from changes to interest rates. The Modified duration is shown.

Maximum drawdown: The largest peak to trough decline during a specific period of an investment.

NAV: The Net Asset Value (NAV) represents the value of the assets of a fund less its liabilities.

Risk profile: A number on a scale of 1 to 7 based on how much the value of a fund has fluctuated over the past 5 years (or an estimate if the fund has a shorter track record). A rating of 1 represents the lower end of the risk scale with potentially lower rewards available whilst a rating of 7 reflects higher risk but potentially higher rewards.

Total Expense Ratio: TER includes the annual management fee, performance fee and administrative costs and includes VAT but excludes portfolio transaction costs (except in the case of an entry or exit charge paid by a fund when buying or selling units in another fund) expressed as a percentage of the average daily value of the Fund calculated over a rolling three year period (or since inception where applicable) and annualised to the most recently completed quarter. Where funds invest in the participatory interests of foreign collective investment schemes, these may levy additional charges which are included in the relevant TER. A higher TER does not necessarily imply a poor return, nor does a low TER imply a good return. The current TER may not necessarily be an accurate indication of future TERs.

Transaction cost: Transaction costs are a necessary cost in administering the Fund and impacts returns. It should not be considered in isolation as returns may be impacted by many other factors over time including market returns, the type of financial product, the investment decisions of the investment manager and the TER. Calculations are based on actual data where possible and best estimates where actual data is not available. Transaction costs are inclusive of VAT.

Total investment charge: This is the sum of the TER and TC.

Volatility: The amount by which the performance of a fund fluctuates over a given period.

Important information

All information provided is product related and is not intended to address the circumstances of any particular individual or entity. We are not acting and do not purport to act in any way as an advisor or in a fiduciary capacity. No one should act upon such information without appropriate professional advice after a thorough examination of a particular situation. Collective investment scheme funds (CISs) are generally medium to long term investments. Funds are traded at ruling prices and can engage in borrowing and scrip lending. The fund may borrow up to 10% of its market value to bridge insufficient liquidity. Unit trust prices are calculated on a net asset value basis, which is the total value of all assets in the fund including any income accruals less permissible deductions from the fund. A schedule of charges, fees and advisor fees is available on request from the Manager, Investec Fund Managers SA (RF) (Pty) Ltd (IFMSA) which is registered under the Collective Investment Schemes Control Act. Additional advisor fees may be paid and if so, are subject to the relevant FAIS disclosure requirements. Performance shown is that of the fund and individual investor performance may differ as a result of initial fees, actual investment date, date of any subsequent reinvestment and any dividend withholding tax. This fund may be closed in order to be managed in accordance with the mandate. A feeder fund is a fund that, apart from assets in liquid form, consists solely of units in a single fund of a collective investment scheme which levies its own charges which could then result in a higher fee structure for the feeder fund. Fluctuations or movements in exchange rates may cause the value of underlying international investments to go up or down. Where the fund invests in the participatory interests of foreign collective investment schemes, these may levy additional charges which are included in the relevant TER. Fund prices are published each business day at www.investecassetmanagement.com and in select media publications. The Manager outsources its portfolio management to Investec Asset Management (Pty) Ltd ('Investec'), a member of the Association for Savings and Investment SA (ASISA). This minimum disclosure document is the copyright of Investec and its contents may not be re-used without Investec's prior permission. Any additional information on the fund including application forms, fees and reports can be obtained, free of charge at www.investecassetmanagement.com. Issued: 11.04.2019

Contact us

Investec Fund Managers SA (RF) (PTY) Limited

Telephone: 0860 500 900

✉: IAMClientServicesSA@investecmail.com

To find out about this Fund and other Investec Funds, visit www.investecassetmanagement.com/saliterature

Scheme Trustee: FirstRand Bank Limited

PO Box 7713 Johannesburg 2000

Telephone: (011) 282 1808

